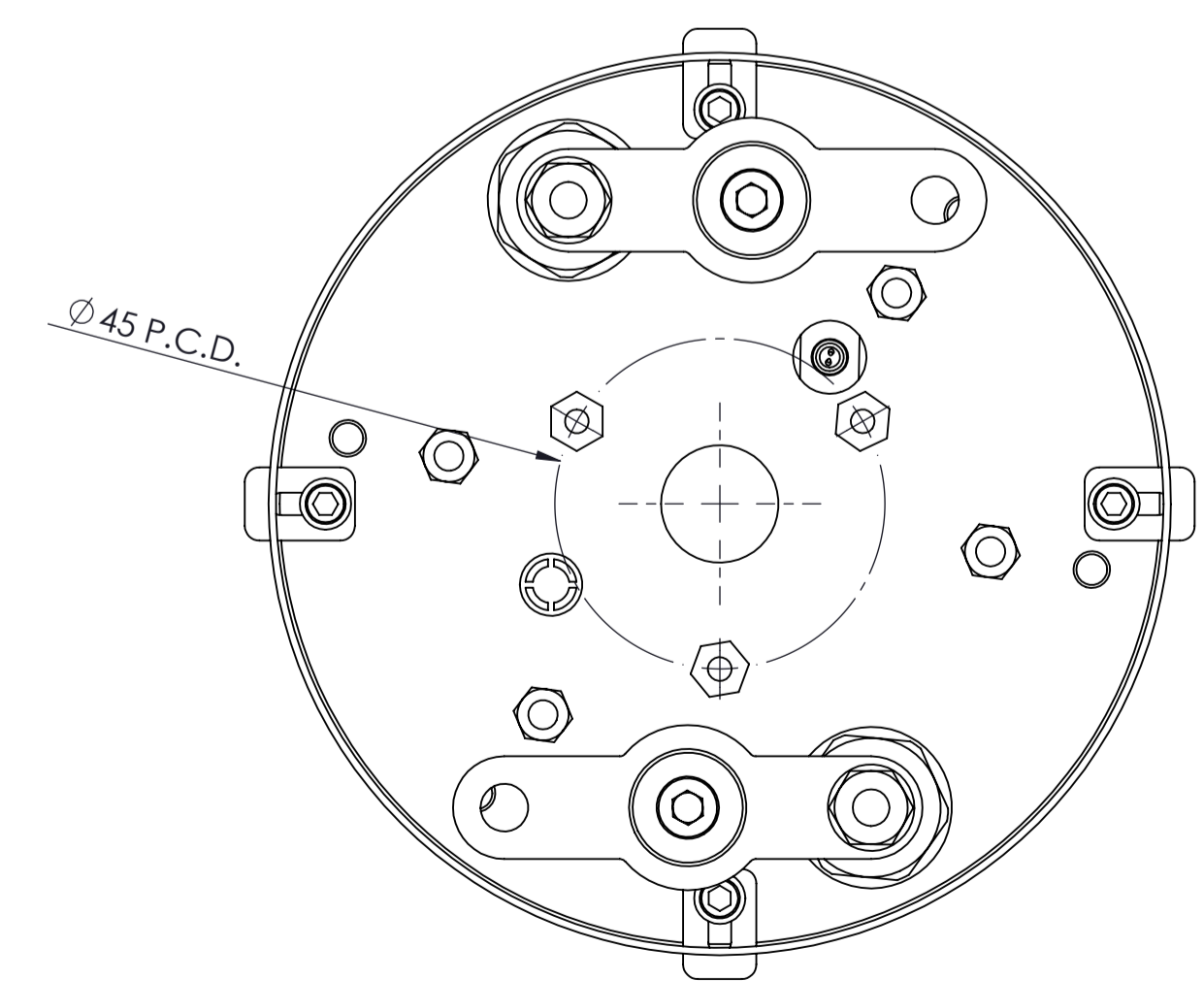
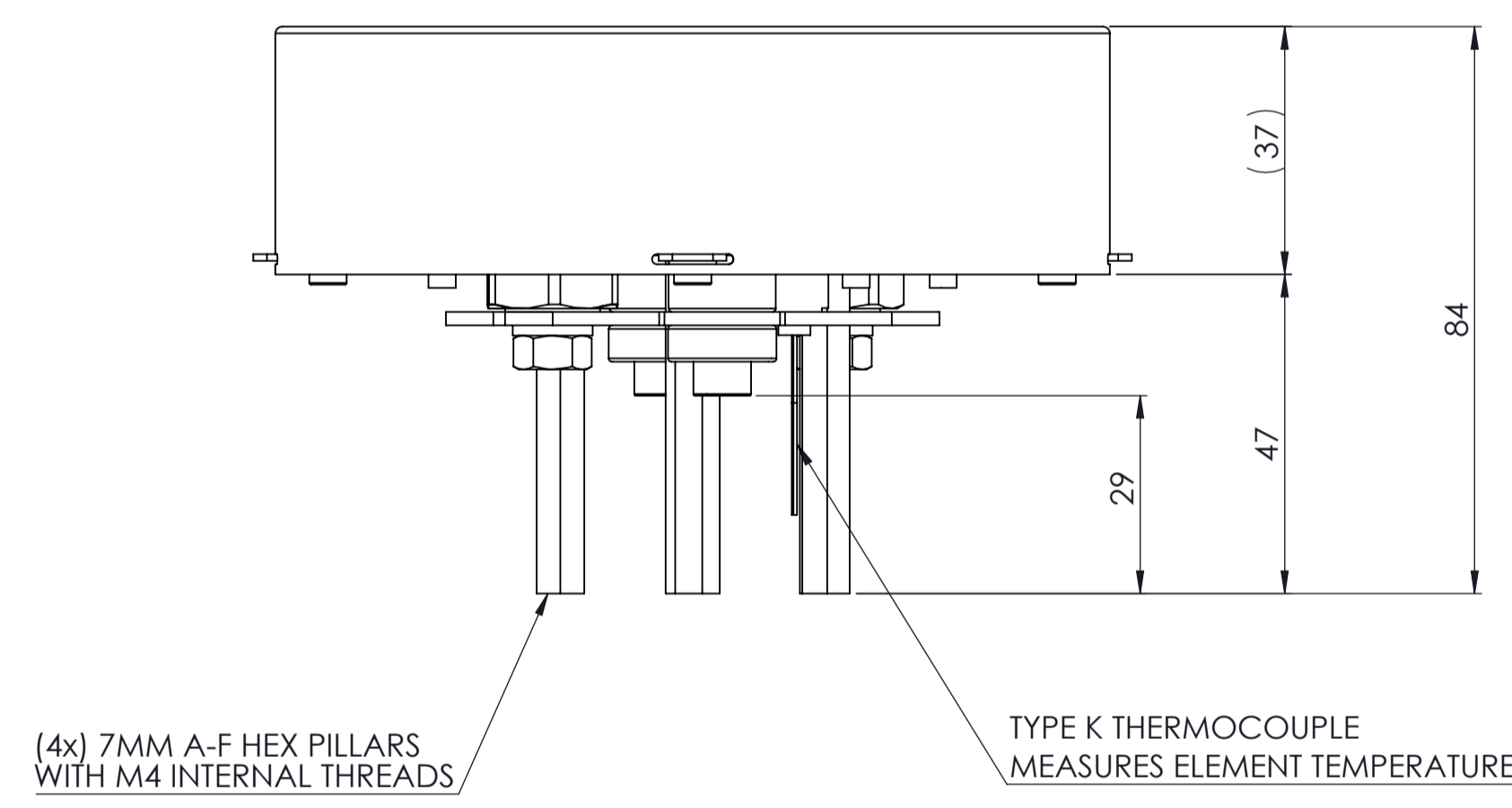
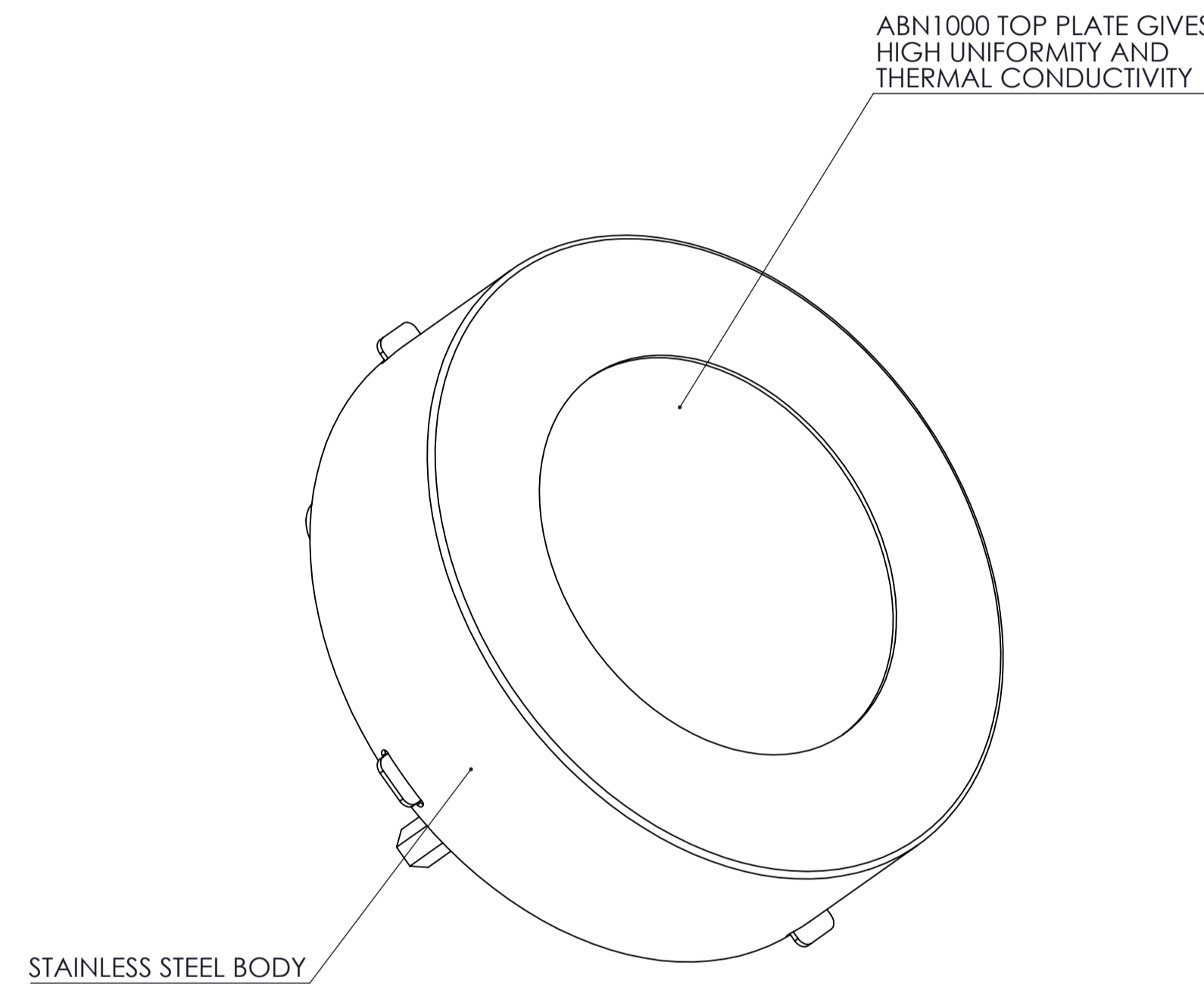
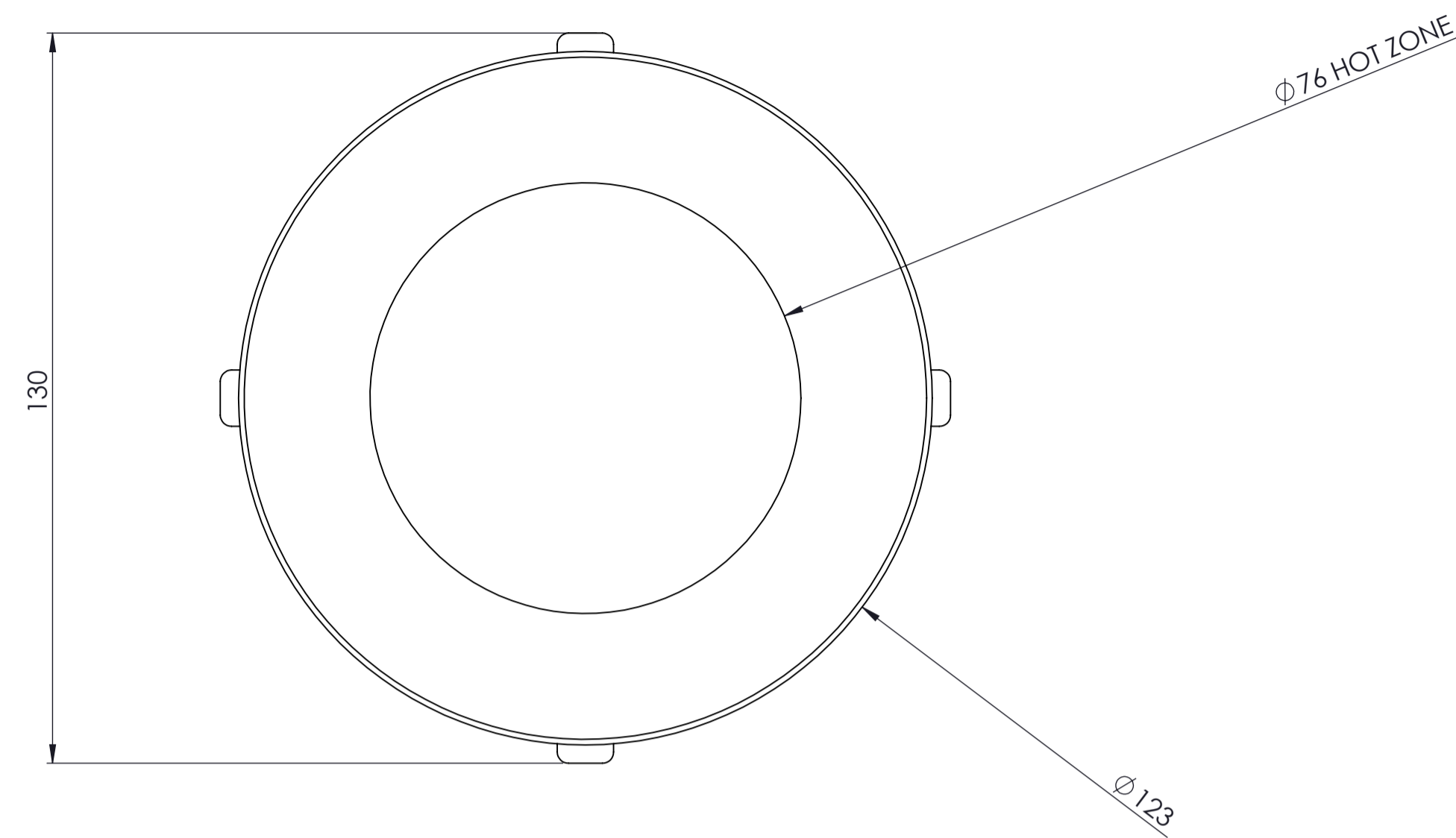


DO NOT SCALE DRG



HEATER SPECIFICATION

HEATER/STAGE DETAILS

HEATER TYPE:	VERSATILE
TOP PLATE TEMPERATURE:	1000°C MAX.
ENVIRONMENT:	HIGH VACUUM & INERT (NON-OXIDISING)
ELEMENT:	CARBON-CARBON COMPOSITE
THERMOCOUPLE:	K
UNIFORMITY:	± 2%
SUBSTRATE:	N/A
LEAK RATE:	N/A (CAN BE FLANGE OR STAGE MOUNTED ON REQUEST)

ELECTRICAL

HEATER COLD RESISTANCE:	~3.0 Ω
RAMP RATE:	UP TO 600°C / min
POWER REQUIREMENTS:	APPROX. 1.2 kW TO ACHIEVE MAX. TEMPERATURE
CABLE LENGTH & INSULATION:	0.5 MTR, FIBREGLASS INSULATED

COOLING

WATER COOLING:	OPTIONAL EXTRA
GAS COOLING:	OPTIONAL EXTRA

EXTRAS

ROTATION SPEED:	OPTIONAL EXTRA
BIAS TYPE & POWER:	OPTIONAL EXTRA
TRAVEL DISTANCE:	OPTIONAL EXTRA
ADDITIONAL EXTERNAL HEAT SHIELDING:	OPTIONAL EXTRA

sales@thermic-edge.com
Tel: +44 (0)1424 850811

30 Brunel Rd.
St. Leonards-On-Sea
EAST SUSSEX
TN38 9RT
UNITED KINGDOM



DEBURR ALL SHARP EDGES
ALL SURFACES TO BE FREE FROM NICKS AND SCRATCHES

TOLERANCES (EXCEPT AS NOTED):		ANGULAR: ± 30'			
DIM	UNDER 250mm	250-500mm	500-1500mm	ABOVE 1500	
X =	±0.5mm	±1.0mm	±1.5mm	±2.0mm	
X.X =	±0.2mm	±0.5mm	±0.75mm	±1.5mm	
X.XX =	±0.1mm	±0.2mm	±0.4mm	±0.75mm	

1	-	-
NO.	REVISION DESCRIPTION	BY
©THERMIC EDGE		
NOTE: THIS DRAWING CONTAINS PROPRIETARY INFORMATION WHICH MAY NOT BE DISCLOSED TO OTHERS NOR USED FOR MANUFACTURE WITHOUT WRITTEN PERMISSION FROM THERMIC EDGE.		

SCALE: 1:1	DRAWN: JK	CHECKED: -	PAGE 1 OF 1
A1	DATE: 16 Mar 20	DATE: 07/12/2018	
TITLE: Ø3" 1000°C HEATER FOR USE IN VACUUM OR INERT ENVIRONMENTS			
DWG NO: VH-3-1000-CCC-HV			REVISION: 0