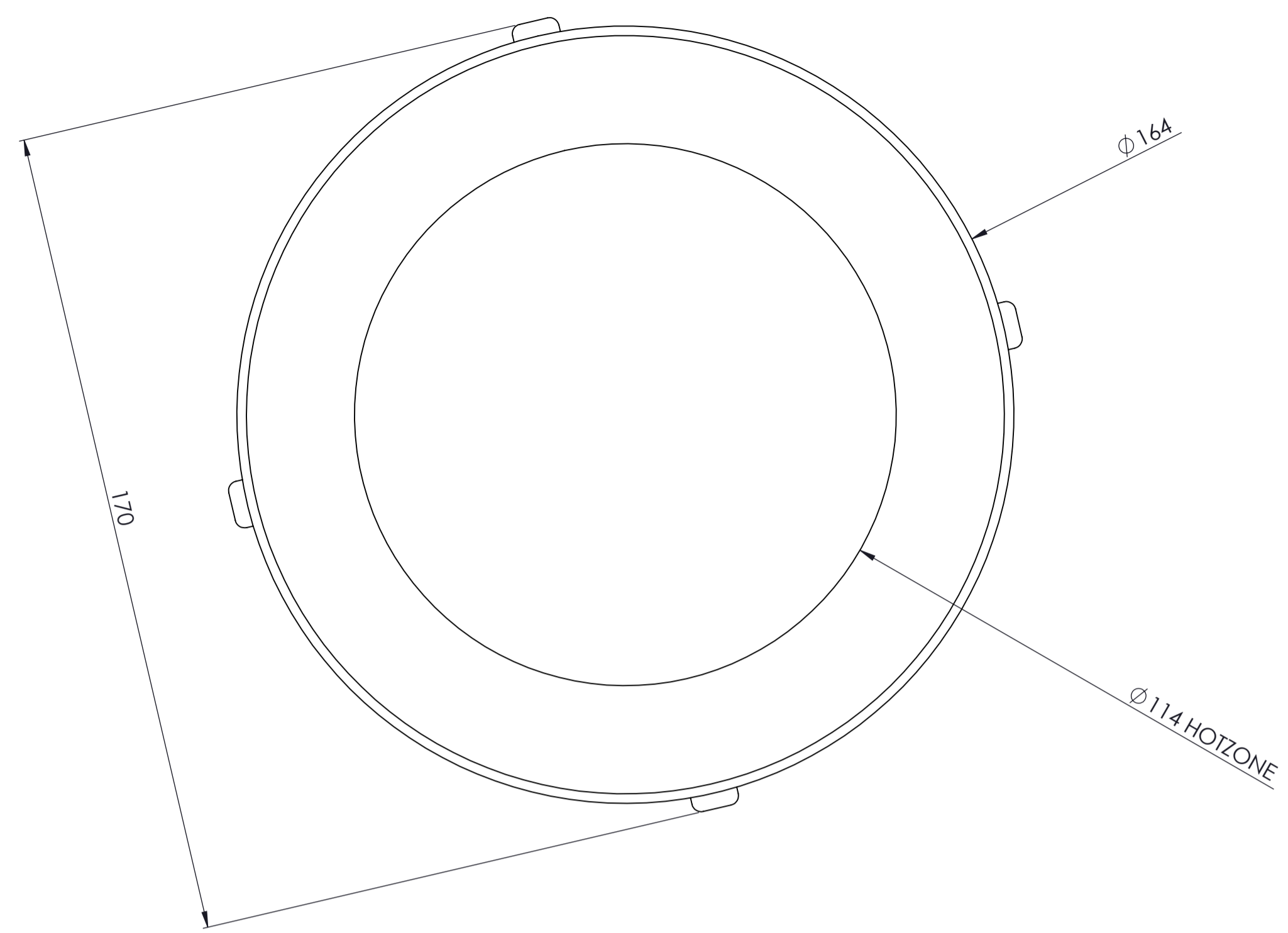
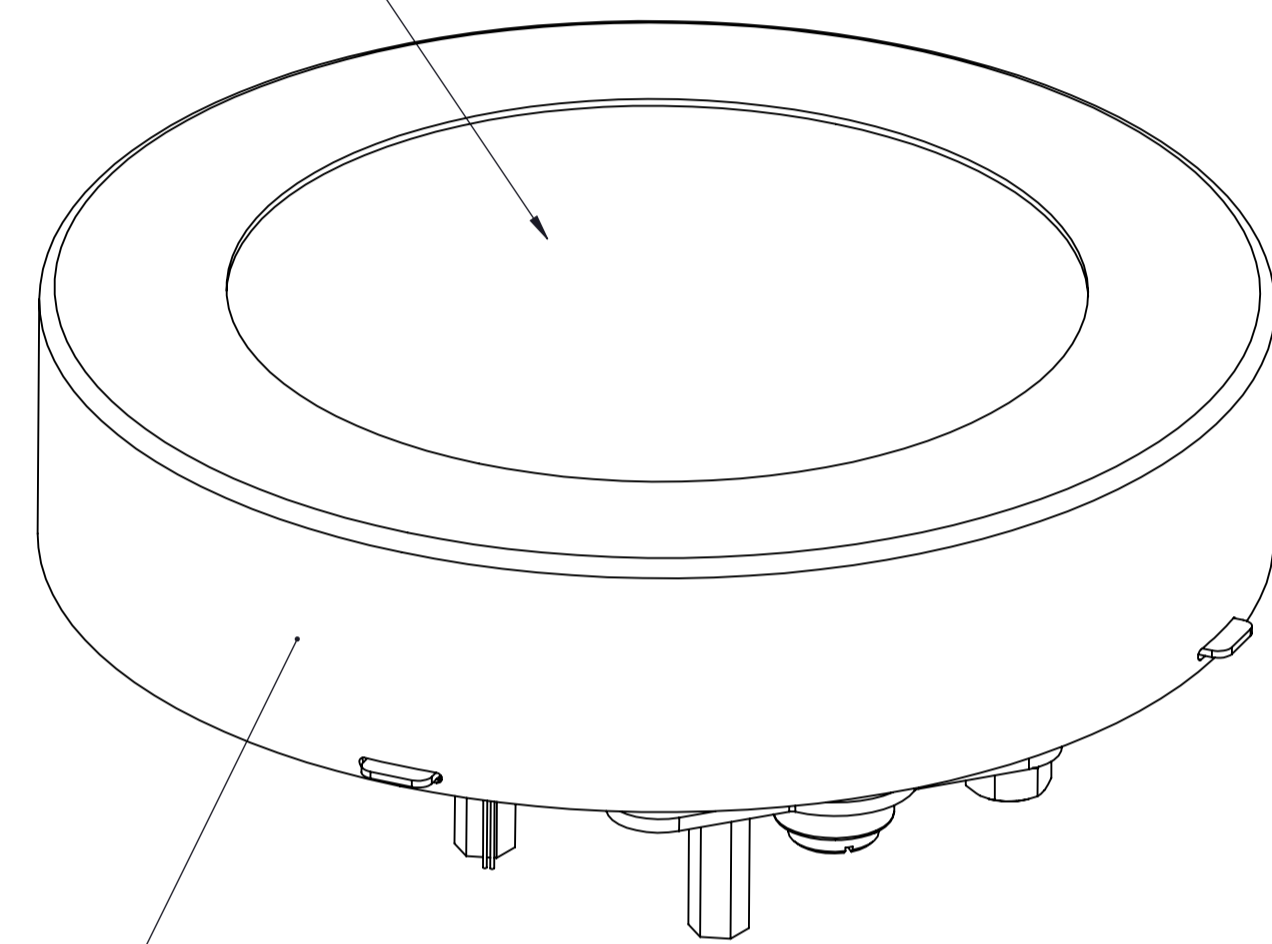


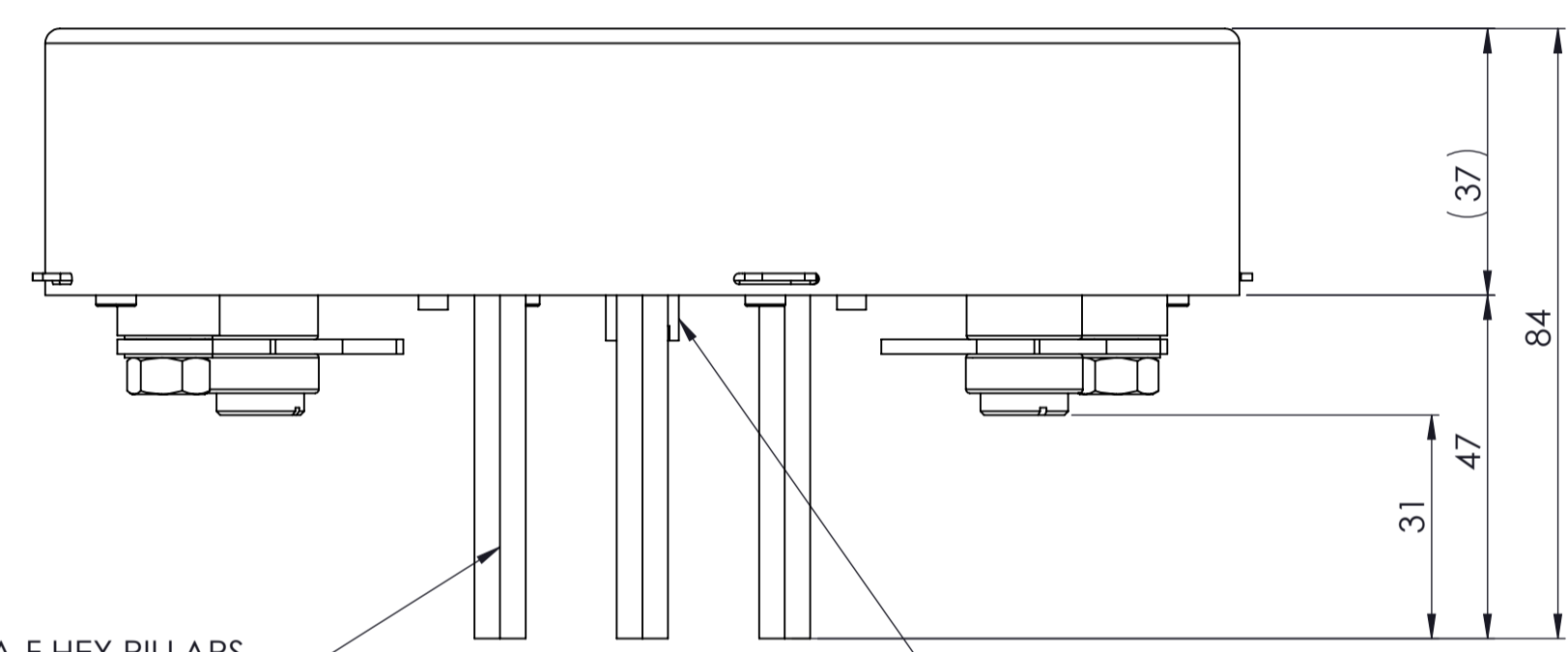
DO NOT SCALE DRG



ABN1000 TOP PLATE GIVES HIGH UNIFORMITY AND THERMAL CONDUCTIVITY

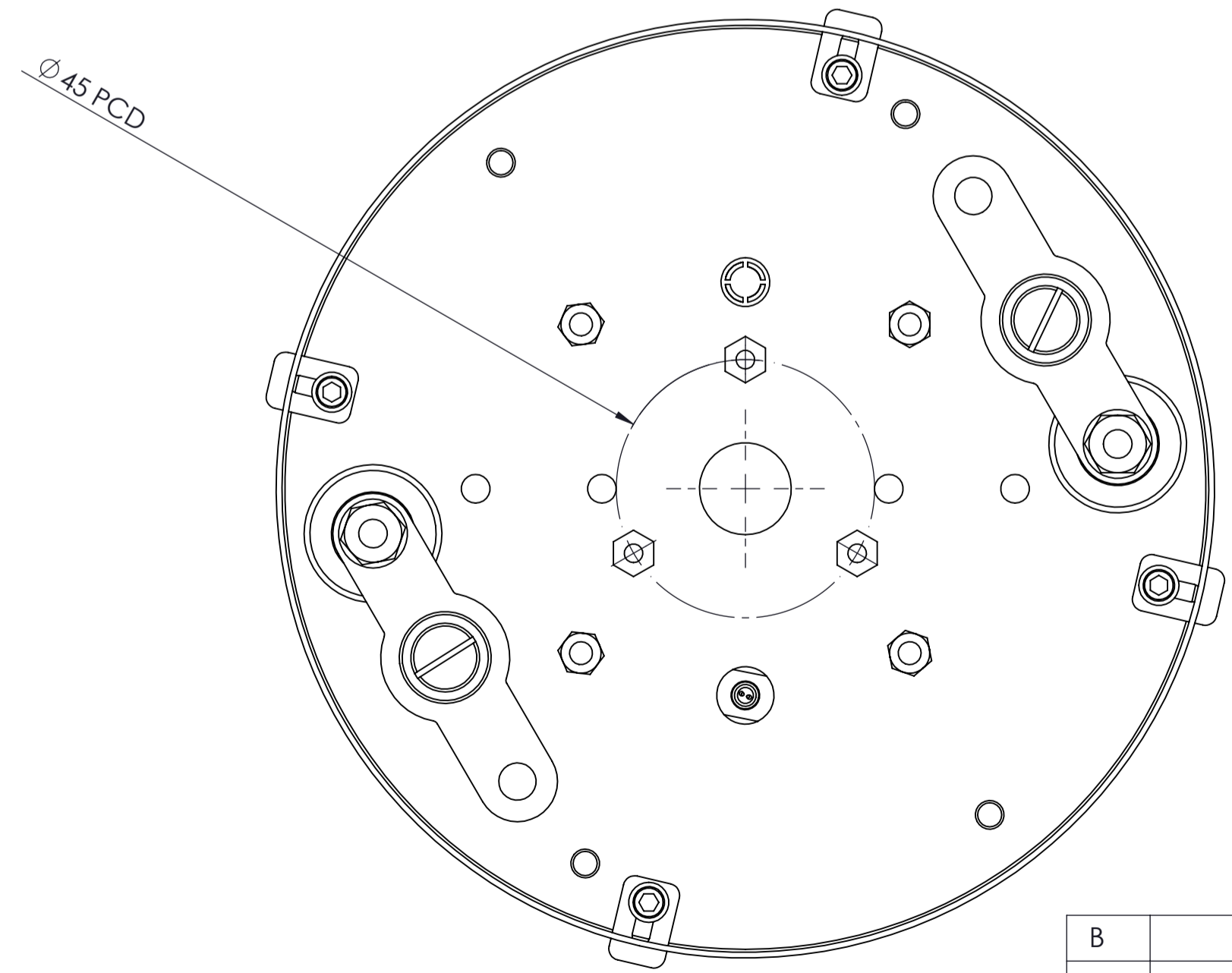


STAINLESS STEEL BODY



(3X) 7MM A-F HEX PILLARS WITH M4 INTERNAL THREADS

TYPE K THERMOCOUPLE MEASURES ELEMENT TEMPERATURE



HEATER SPECIFICATION

HEATER/STAGE DETAILS

HEATER TYPE:	VERSATILE
TOP PLATE TEMPERATURE:	1000°C MAX.
ENVIRONMENT:	HIGH VACUUM & INERT (NON-OXIDISING)
ELEMENT:	CARBON-CARBON COMPOSITE
THERMOCOUPLE:	K
UNIFORMITY:	± 2%
SUBSTRATE:	N/A
LEAK RATE:	N/A (CAN BE FLANGE OR STAGE MOUNTED ON REQUEST)

ELECTRICAL

HEATER COLD RESISTANCE:	~4.0Ω
RAMP RATE:	UP TO 600°C / min
POWER REQUIREMENTS:	APPROX. 2.2kW TO ACHIEVE MAX. TEMPERATURE
CABLE LENGTH & INSULATION:	0.5 MTR. FIBREGLASS INSULATED (CAN BE SUPPLIED TO CUSTOMER SPECIFIED LENGTHS ON REQUEST)

COOLING

WATER COOLING:	OPTIONAL EXTRA N/A
GAS COOLING:	OPTIONAL EXTRA

EXTRAS

ROTATION SPEED:	OPTIONAL EXTRA
BIAS TYPE & POWER:	OPTIONAL EXTRA
TRAVEL DISTANCE:	OPTIONAL EXTRA
ADDITIONAL EXTERNAL HEAT SHIELDING:	OPTIONAL EXTRA

sales@thermic-edge.com
Tel: +44 (0)1424 850811

30 Brunel Rd.
St. Leonards-On-Sea
EAST SUSSEX
TN38 9RT
UNITED KINGDOM



DEBURR ALL SHARP EDGES
ALL SURFACES TO BE FREE FROM NICKS AND SCRATCHES

TOLERANCES (EXCEPT AS NOTED):		ANGULAR: ± 30'			
DIM	UNDER 250mm	250-500mm	500-1500mm	ABOVE 1500	
X =	±0.5mm	±1.0mm	±1.5mm	±2.0mm	
X.X =	±0.2mm	±0.5mm	±0.75mm	±1.5mm	
X.XX =	±0.1mm	±0.2mm	±0.4mm	±0.75mm	

B	AV
NO.	REVISION DESCRIPTION
©THERMIC EDGE	
NOTE: THIS DRAWING CONTAINS PROPRIETARY INFORMATION WHICH MAY NOT BE DISCLOSED TO OTHERS NOR USED FOR MANUFACTURE WITHOUT WRITTEN PERMISSION FROM THERMIC EDGE.	

SCALE: 1:1	DRAWN: AV	CHECKED: -	PAGE 1 OF 1
A1	DATE: 16 Mar 20	DATE: -	
TITLE: Ø4" 1000°C HEATER FOR HIGH VACCUM			
DWG NO: VH-4-1000-CCC-HV			REVISION: 0