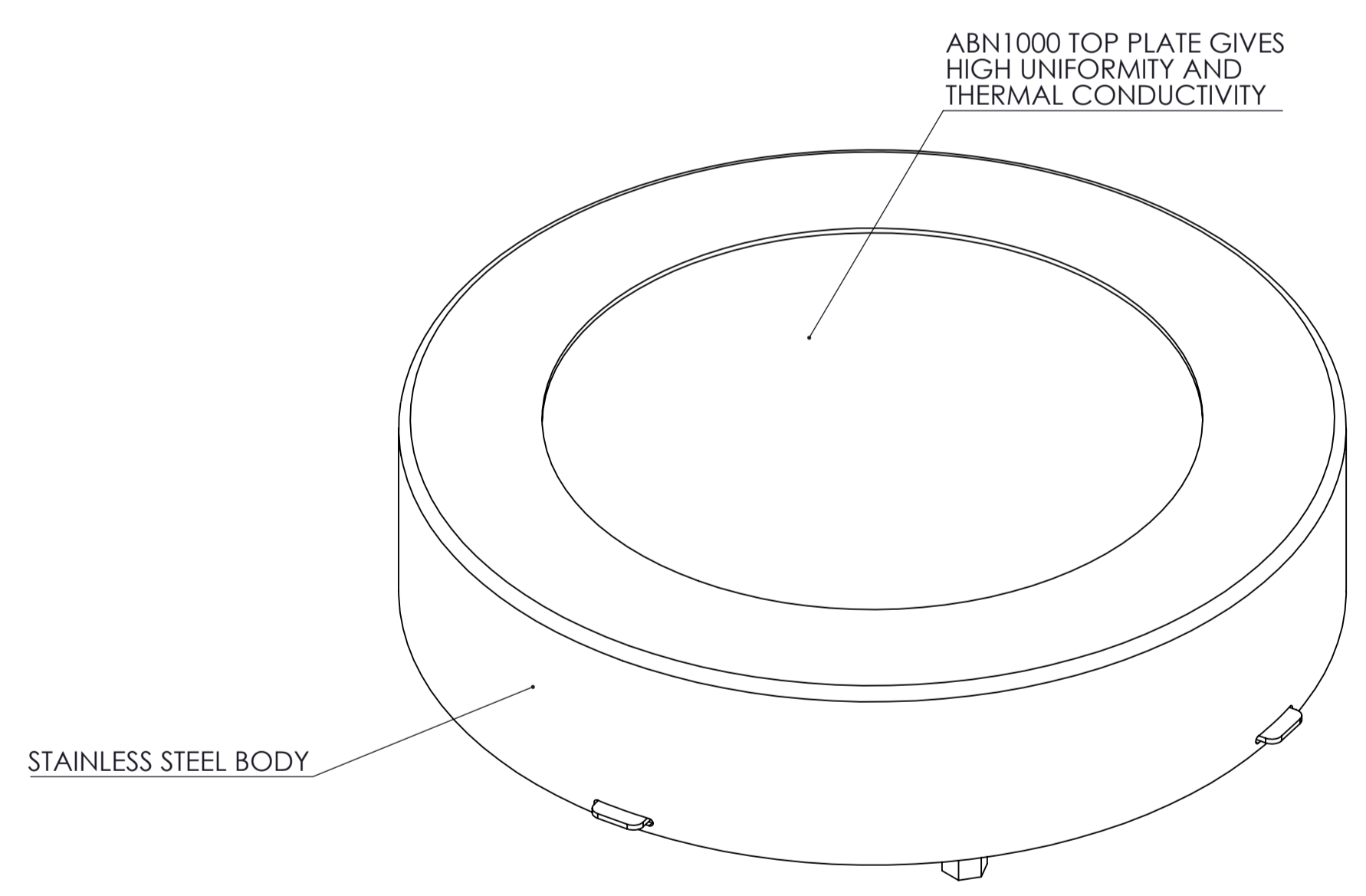
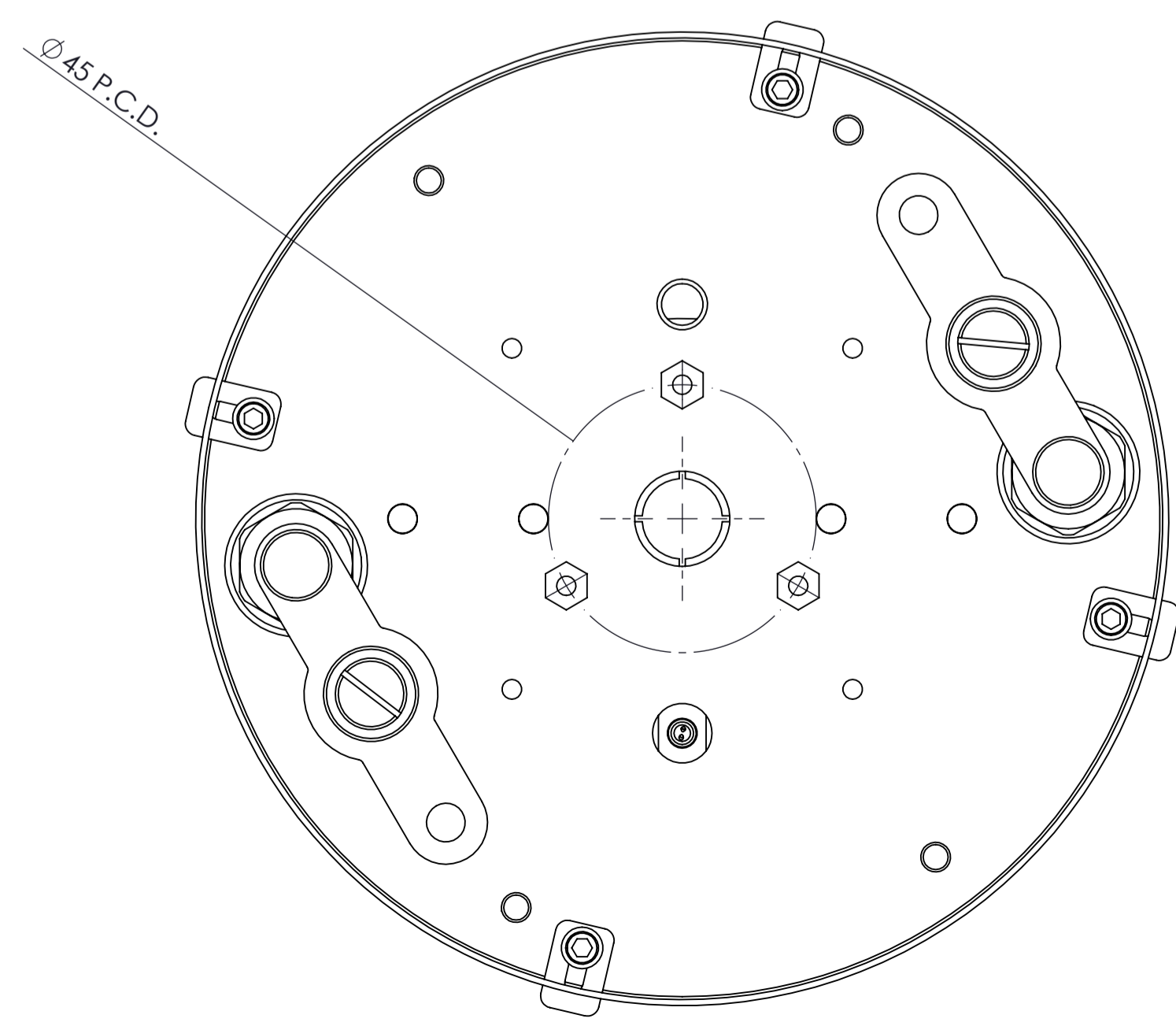
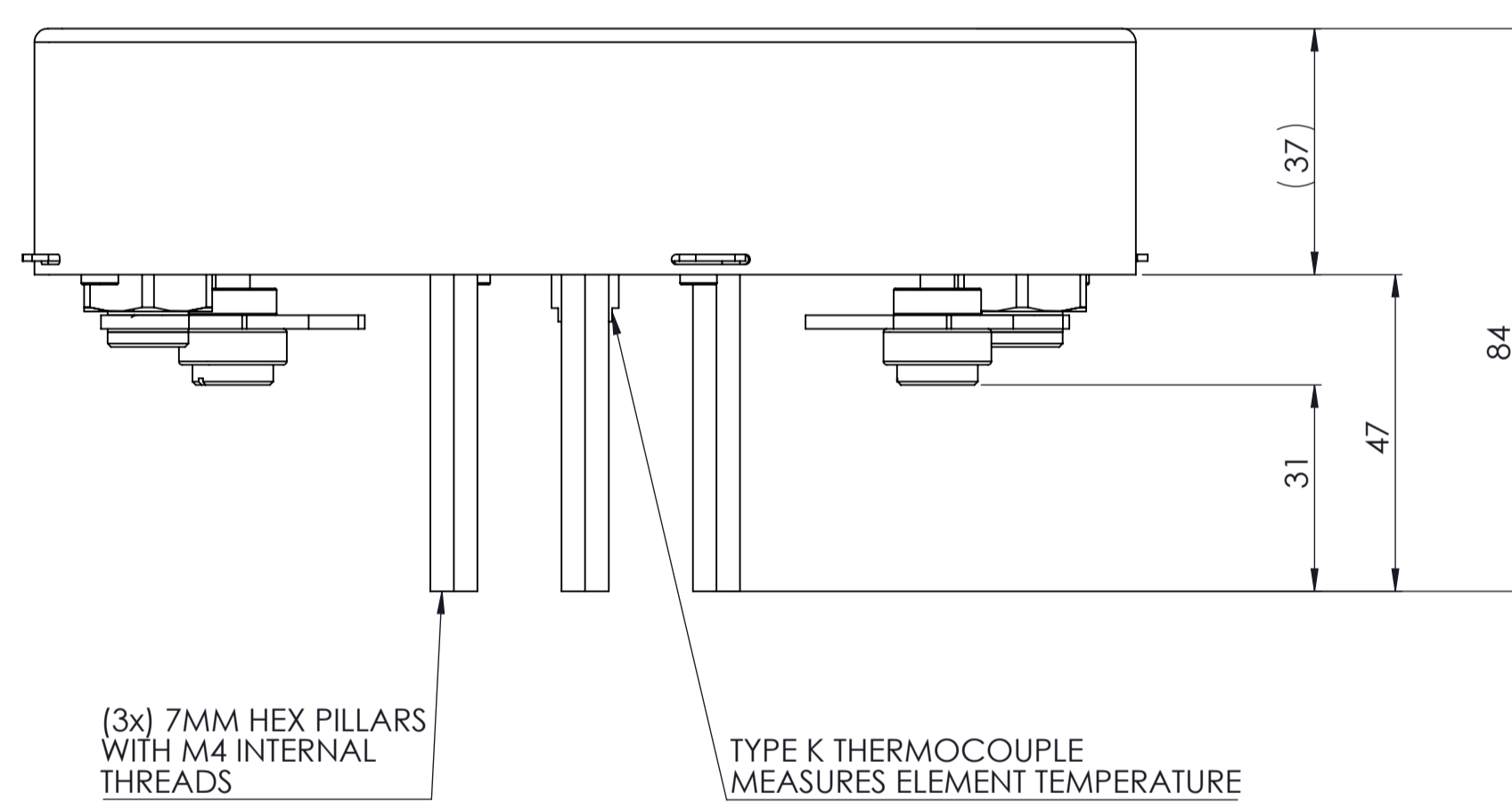
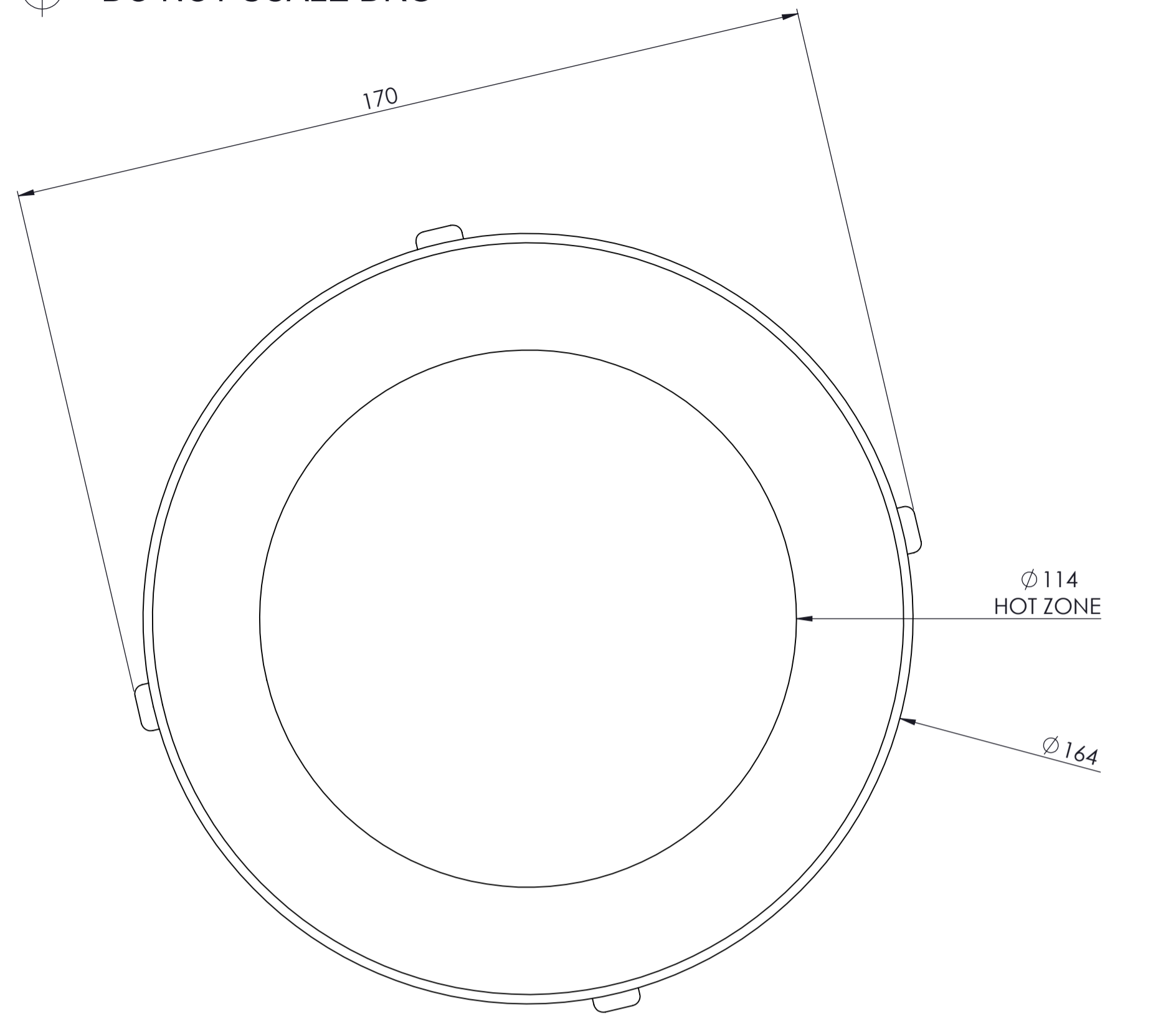


DO NOT SCALE DRG



ISOMETRIC VIEW

**HEATER SPECIFICATION**

**HEATER/STAGE DETAILS**

<b>HEATER TYPE:</b>	VERSATILE
<b>TOP PLATE TEMPERATURE:</b>	1000°C MAX.
<b>ENVIRONMENT:</b>	HIGH VACUUM, INERT AND O2
<b>ELEMENT:</b>	SIC <sup>3</sup> COATED GRAPHITE
<b>THERMOCOUPLE:</b>	K
<b>UNIFORMITY:</b>	± 2%
<b>SUBSTRATE:</b>	N/A
<b>LEAK RATE:</b>	N/A (CAN BE FLANGE OR STAGE MOUNTED ON REQUEST)

**ELECTRICAL**

<b>HEATER COLD RESISTANCE:</b>	~ 1.0 Ω
<b>RAMP RATE:</b>	UP TO 500°C / min
<b>POWER REQUIREMENTS:</b>	APPROX. 4.5 kW TO ACHIEVE MAX. TEMPERATURE
<b>CABLE LENGTH &amp; INSULATION:</b>	0.5 MTR, FIBREGLASS INSULATED (CAN BE SUPPLIED TO CUSTOMER SPECIFIED LENGTHS ON REQUEST)

**COOLING**

<b>WATER COOLING:</b>	OPTIONAL EXTRA
<b>GAS COOLING:</b>	OPTIONAL EXTRA

**EXTRAS**

<b>ROTATION SPEED:</b>	OPTIONAL EXTRA
<b>BIAS TYPE &amp; POWER:</b>	OPTIONAL EXTRA
<b>TRAVEL DISTANCE:</b>	OPTIONAL EXTRA
<b>ADDITIONAL EXTERNAL HEAT SHIELDING:</b>	OPTIONAL EXTRA

sales@thermic-edge.com  
Tel: +44 (0)1424 850811

30 Brunel Rd.  
St. Leonards-On-Sea  
EAST SUSSEX  
TN38 9RT  
UNITED KINGDOM



DEBURR ALL SHARP EDGES  
ALL SURFACES TO BE FREE FROM NICKS AND SCRATCHES

TOLERANCES (EXCEPT AS NOTED):		ANGULAR: ± 30'			
DIM	UNDER 250mm	250-500mm	500-1500mm	ABOVE 1500	
X =	±0.5mm	±1.0mm	±1.5mm	±2.0mm	
X.X =	±0.2mm	±0.5mm	±0.75mm	±1.5mm	
X.XX =	±0.1mm	±0.2mm	±0.4mm	±0.75mm	

NO.	REVISION DESCRIPTION	BY
B		-

**©THERMIC EDGE**

NOTE: THIS DRAWING CONTAINS PROPRIETARY INFORMATION WHICH MAY NOT BE DISCLOSED TO OTHERS NOR USED FOR MANUFACTURE WITHOUT WRITTEN PERMISSION FROM THERMIC EDGE.

SCALE: 1:1	DRAWN: JK	CHECKED: -	PAGE 1 OF 1
A1	DATE: 03 Mar 20	DATE: -	
TITLE: Ø4 INCH CERAMIC TOPPED VERSATILE HEATER			
DWG NO: VH-4-1000-GS-O2			REVISION: 0